

PARADIGM

BOATS




ABOUT US:

Founded in 2021 by a 30-year industry veteran, Paradigm is a proud family-owned and operated company with a vision to transform the boating industry. Seeing a need for innovation, we specialize in hand-built luxury pontoon boats and revolutionary surf deck boats designed with cutting-edge CAD technology and rigorously tested using CFD. At Paradigm, our mission is clear: to reshape the boating community with unparalleled craftsmanship, innovation, and a commitment to elevating your time on the water.


GET IN TOUCH

(480) 744-9837
SALES@PARADIGMBOATS.COM
21500 N 8th WAY, PHOENIX, AZ 85024

SOCIAL

 @PARADIGMBOATCOMPANY

 @PARADIGMSURFBOATS

 @PARADIGMBOATS

PARADIGMBOATS.COM



CUSTOM MADE IN PHOENIX , AZ



LUXURY DECK & PONTON BOATS

Paradigm Boats, built on 30 years of experience listening to the wants and needs of boaters. Luxury boats that are built from the ground up by an award-winning design organization. That's what makes Paradigm Boats special. Uses forward-facing stern drive for better control, fuel economy and maneuverability, just what you want. You don't have to sacrifice luxury for sportiness with Paradigm luxury surf deck boats and luxury pontoon boats.





COMFORT, CUSTOMIZED.

Paradigm Boats offers a premium, customizable boating experience designed to stand out from mass-produced alternatives. Luxurious and spacious interiors thoughtfully cater to large groups while maximizing lounging and leisure.





CRUISE, CONTROL, DRIVE.

Take the helm with confidence and ease. Our advanced helm packages deliver a variety of options to elevate and optimize your driving experience. Enjoy effortless control with sleek, sophisticated, and modern displays at your fingertips.



POWER YOUR PLAY

Forward Drive and Outboard motor systems
to explore your playground.



BOAT LINEUP

Paradigm Boats focuses on delivering a fully customized, luxury boating experience with high-end features and an exceptional design standard. Welcome to the Paradigm!

236 SURF SL



266 SURF SL



G 23X/SL/RFC



25SST



25SS

236 SURF SL

SPECIFICATIONS:

- Hull Length: 23’ 6”
- LOA: 26’ 0”
- Beam: 102”
- Dry Weight: 6457 lbs
- Propulsion: I/O
- Engine Power: 350 - 430 HP
- Fuel Capacity: 100 Gals.
- Ballast lbs: 2500 lbs
- Seating Capacity: 17
- Design Process: 100% CAD, CDF Proven

OPTIONS:

- Damascus Helm Upgrade + Garmin Pkg
- Damascus Helm Upgrade + Simrad
- Stage 3 Rockford Stereo PKG RGB PKG
- Big Shade Pkg 2 EXT BIMIN
- Sport Galley unit / Grill / 12V Frig Pkg
- Rockford Tower Speakers (4)
- Dawco Double Binimi
- Sport Galley unit / Grill / 12V Frig Pkg
- XPT Power Tower
- Cladded Power Tower
- Carbon Fiber Arch
- Dual Console 9” Garmin Pkg (Damascus)
- DLX Galley Unit Sink /Grill/ SS Frig /Trash
- In Floor Storage
- Stage 3 Rockford Stereo PKG RGB PKG
- Quick Latch Fender Locks
- Dawco Double Binimi
- DLX Galley Unit Sink /Grill/ SS Frig /Trash
- Under Water Lights RGB
- SKYLON Board Racks
- SKYLON PRO Board Racks
- SeaKeeper RIDE
- Lewmar Bow Thruster
- Merc Joystick Steering
- Merc Joytick Steering w/Autopilot
- SeaKeeper ONE Gyro

DESCRIPTION:

Introducing the 2025 Paradigm 236 Surf SL, powered by a 430 HP Volvo Penta Forward Drive. This ultimate surf boat features 21 feet of shade, an electric BBQ grill, a stainless steel fridge, and a powerful Stage 3 Rockford Fosgate stereo system—plus much more!

Notable features include GPS, a depth sounder, a Bimini top, a wake-board/ski tower, a sound system, a powered tower, a touchscreen interface, Bluetooth connectivity, and swim platforms. The boat comes with a trailer included.

Paradigm Boats specializes in creating customized boats, offering unique features that set them apart from high-production manufacturers. Their focus on personalization enhances the overall boating experience for customers.

Paradigm’s innovative design, combined with Volvo Penta’s Forward Drive, sets a new standard in wakesurfing. By relocating the propellers to the front, Forward Drive enhances safety, performance, and versatility. Paradigm leverages this breakthrough to deliver optimal wake shape, improved fuel efficiency, and quieter operation, addressing key limitations of traditional systems. This approach not only ensures a safer and more enjoyable experience but also makes wakesurfing accessible to a broader range of recreational boaters, showcasing Paradigm’s commitment to innovation and excellence.

Passion drives us, innovation defines us. At Paradigm, we craft luxury surf deck and pontoon boats, setting new standards in the industry. Get ready to elevate your boating experience!

Are you ready to #ShiftTheParadigm?



266 SURF SL

SPECIFICATIONS:

- Hull Length:** 26’ 6”
- LOA:** 29’ 6”
- Beam:** 102”
- Dry Weight:** 7205 lbs
- Propulsion:** I/O
- Engine Power:** 350 - 430 HP
- Fuel Capacity:** 100 gals.
- Ballast lbs:** 4050 lbs.
- Seating Capacity:** 15
- Design Process:** 100% CAD, CDF Proven

OPTIONS:

- | | |
|---|---|
| • Damascus Helm Upgrade + Garmin Pkg | • Quick Latch Fender Locks |
| • Damascus Helm Upgrade + Simrad | • Dawco Double Binimi |
| • Stage 3 Rockford Stereo PKG RGB PKG | • DLX Galley Unit Sink /Grill/ SS Frig /Trash |
| • Big Shade Pkg 2 EXT BIMIN | • Under Water Lights RGB |
| • Sport Galley unit / Grill / 12V Frig Pkg | • SKYLON Board Racks |
| • Rockford Tower Speakers (4) | • SKYLON PRO Board Racks |
| • Dawco Double Binimi | • SeaKeeper RIDE |
| • Sport Galley unit / Grill / 12V Frig Pkg | • Lewmar Bow Thruster |
| • XPT Power Tower | • Merc Joystick Steering |
| • Cladded Power Tower | • Merc Joytick Steering w/Autopilot |
| • Carbon Fiber Arch | • SeaKeeper ONE Gyro |
| • Dual Console 9” Garmin Pkg (Damascus) | |
| • DLX Galley Unit Sink /Grill/ SS Frig /Trash | |
| • In Floor Storage | |
| • Stage 3 Rockford Stereo PKG RGB PKG | |

DESCRIPTION:

Introducing the 2025 Paradigm 266 Surf SL, powered by a 430 HP Volvo Penta Forward Drive. This ultimate surf boat features 21 feet of shade, an electric BBQ grill, a stainless steel fridge, and a powerful Stage 3 Rockford Fosgate stereo system—plus much more!

Notable features include GPS, a depth sounder, a Bimini top, a wake-board/ski tower, a sound system, a powered tower, a touchscreen interface, Bluetooth connectivity, and swim platforms. The boat comes with a trailer included.

Paradigm Boats specializes in creating customized boats, offering unique features that set them apart from high-production manufacturers. Their focus on personalization enhances the overall boating experience for customers.

Paradigm’s innovative design, combined with Volvo Penta’s Forward Drive, sets a new standard in wakesurfing. By relocating the propellers to the front, Forward Drive enhances safety, performance, and versatility. Paradigm leverages this breakthrough to deliver optimal wake shape, improved fuel efficiency, and quieter operation, addressing key limitations of traditional systems. This approach not only ensures a safer and more enjoyable experience but also makes wakesurfing accessible to a broader range of recreational boaters, showcasing Paradigm’s commitment to innovation and excellence.

Passion drives us, innovation defines us. At Paradigm, we craft luxury surf deck and pontoon boats, setting new standards in the industry. Get ready to elevate your boating experience!



G 23X/SL/RFC

SPECIFICATIONS:

- Hull Length: 23’ 0”
- LOA: 26’ 6”
- Beam: 102”
- Dry Weight: 2550 lbs
- Propulsion: Single Outboard
- Engine Power: Max 250 HP
- Fuel Capacity: 42 Gals.
- Seating Capacity: 11 Persons
- Design Process: 3 Years in development and testing

OPTIONS:

- In Floor Storage
- Stage 3 Rockford Stereo PKG RGB PKG
- SS Chassis UPGRADE
- Quick Latch Fender Locks
- Dawco Double Binimi
- Rod Locker
- Fish Station w/ Drawers

DESCRIPTION:

- Advanced Helm and Navigation**
 - G-Series Helm: Comes equipped with premium 10” Simrad or Garmin displays for accurate GPS navigation, offering both functionality and a sleek, modern look.
 - V-Series Helm Upgrade: A step up from the G-Series standard helm featuring sleek mmodern syle with superior functionality.
 - User-Friendly Interface: The helm is designed for ease of use, ensuring that operators have full control and easy access to all essential features.
- Luxury Interior and Enhanced Comfort**
 - Customizable Interiors: Offering 3 diferent locations fo colors and 18 different avail-able coloways. Your Paradigm G-Series pontoon will give you any look you desire.
 - Spacious Layout: The interior is thoughtfully designed for maximum comfort, catering to gatherings or family outings. Rear Fish and Cruise (RFC), Stern Lounge (SL) and quad bench (X) are all offered on Paradigm G -Series pontoons.
- Premium Audio System**
 - Rockford Stereo Package: A powerful, high-end stereo system provides rich, immer-sive sound, ideal for on-the-water entertainment.
- Custom Tower and Canopy Options**
 - Multiple Tower Configurations: Including a cutting-edge, lightweight carbon fiber arch for enhanced durability and style.
 - Dual Bimini Tops: Two Bimini tops offer extensive shade coverage, ideal for all-day comfort in sunny conditions.
- Performance, Stability, and Power Options**
 - 27-Inch pontoons: Large pontoons ensure a high, stable ride, enhancing safety and handling in various water conditions.
 - Engine Choices: Engine options up to 250 HP from Mercury or Suzuki provide robust performance tailored to the boater’s preference.
 - Composite Flooring: Durable and low-maintenance flooring that combines function-ality with style, ideal for heavy usage.
- High-Quality Exterior Design and Finish**
 - Multitple Panel Color Options: Our extruded aluminum paneling is offered in a variety of colors to get the perfect combination for you and your family.
 - Trailer Included: Comes with a trailer, ensuring a seamless, premium experience from transport to the water.
- Commitment to Customization and Craftsmanship**
 - Unique Customization Options: As a custom boat builder, Paradigm Boats offers a range of features and configurations that can be tailored to meet individual tastes and preferences.



PONTON

27SST

SPECIFICATIONS:

- Hull Length: 26’ 4”
- LOA: 27’ 9”
- Beam: 102”
- Dry Weight: 5150 lbs
- Propulsion: Twin Outboards
- Engine Power: 400 - 1000 HP
- Fuel Capacity: 100 gals.
- Seating Capacity: 15 Persons
- Design Process: 3 Years in development and testing

OPTIONS:

- Damascus Helm Upgrade + Garmin Pkg
 - Damascus Helm Upgrade + Simrad
 - Stage 3 Rockford Stereo PKG RGB PKG
 - Big Shade Pkg 2 EXT BIMIN
 - Sport Galley unit / Grill / 12V Frig Pkg
 - Rockford Tower Speakers (4)
 - Dawco Double Binimi
 - Sport Galley unit / Grill / 12V Frig Pkg
 - XPT Power Tower
 - Cladded Power Tower
 - Carbon Fiber Arch
 - Dual Console 9” Garmin Pkg (Damascus)
 - DLX Galley Unit Sink /Grill/ SS Frig /Trash
 - In Floor Storage
 - Stage 3 Rockford Stereo PKG RGB PKG
- SS Chassis UPGRADE
 - Quick Latch Fender Locks
 - Dawco Double Binimi
 - DLX Galley Unit Sink /Grill/ SS Frig /Trash
 - Under Water Lights RGB
 - SKYLON Board Racks
 - SKYLON PRO Board Racks
 - Lewmar Bow Thruster
 - Merc Joystick Steering
 - Merc Joytick Steering w/Autopilot
 - Merc V10 Twin Joystick w/Autopilot

DESCRIPTION:

- High-End Electronics and Navigation**

 - Helm Packages: Equipped with advanced 12” Simrad or Garmin displays for seamless GPS navigation.
 - Sophisticated Controls: The helm is optimized for easy access and control, ensuring a smooth, user-friendly experience.
- Luxurious Interior and Comfort**

 - Made-to-Order Upholstery: blends luxury and comfort with its distinctive pattern. Paired with cool-touch vinyl, it offers a premium look while staying cool, ideal for high-end interiors and custom furniture.
 - Sport Galley: Comes equipped with a refrigerator and BBQ grill for an upgraded onboard dining experience.
- Enhanced Audio System**

 - Rockford Stereo Package: A premium audio system providing clear, powerful sound for entertainment on the water.
- Custom Tower and Canopy Options**

 - Multiple Tower Options: Including a new, lightweight carbon fiber arch for a modern aesthetic.
 - Dual Bimini Tops: Offers extensive shade coverage for comfort on sunny days.
- Performance and Stability**

 - Large Pontoons: 27” pontoons provide a higher, more stable ride in a variety of water conditions.
 - Engine Choices: Options include Mercury or Suzuki engines with twin 300-500 HP, allowing for powerful, responsive performance.
 - Composite Flooring: Durable, stylish flooring that’s easy to maintain and enhances overall stability.
- Exterior Design and Durability**

 - Automotive Paint and Finish: High-quality paint and finish for a sleek, signature look with extra durability.
 - Trailer Included: Each boat comes with a matching trailer for convenient transportation.
- Commitment to Quality and Customization**

 - Industry-Leading Design and Fit: Known for precise craftsmanship and a commitment to high-quality construction.
 - Customization Options: As a custom boat builder, Paradigm offers an extensive range of unique features and design options, setting them apart with a truly personalized boating experience.



25SS

SPECIFICATIONS:

- Usable Length: 25’ 7”
- LOA: 26’ 9”
- Beam: 102”
- Dry Weight: 5150 lbs
- Propulsion: Single Outboard
- Engine Power: Up to 500 HP
- Fuel Capacity: 100 gals.
- Seating Capacity: 15 Persons
- Design Process: 3 Years in development and testing

OPTIONS:

- | | |
|---|---|
| • Damascus Helm Upgrade + Garmin Pkg | • SS Chassis UPGRADE |
| • Damascus Helm Upgrade + Simrad | • Quick Latch Fender Locks |
| • Stage 3 Rockford Stereo PKG RGB PKG | • Dawco Double Binimi |
| • Big Shade Pkg 2 EXT BIMIN | • DLX Galley Unit Sink /Grill/ SS Frig /Trash |
| • Sport Galley unit / Grill / 12V Frig Pkg | • Under Water Lights RGB |
| • Rockford Tower Speakers (4) | • SKYLON Board Racks |
| • Dawco Double Binimi | • SKYLON PRO Board Racks |
| • Sport Galley unit / Grill / 12V Frig Pkg | • SeaKeeper RIDE |
| • XPT Power Tower | • Lewmar Bow Thruster |
| • Cladded Power Tower | • Merc Joystick Steering |
| • Carbon Fiber Arch | • Merc Joytick Steering w/Autopilot |
| • Dual Console 9” Garmin Pkg (Damascus) | |
| • DLX Galley Unit Sink /Grill/ SS Frig /Trash | |
| • In Floor Storage | |
| • Stage 3 Rockford Stereo PKG RGB PKG | |

DESCRIPTION:

- Advanced Helm and Navigation**
- Damascus Helm Package: Comes equipped with premium 12” Simrad or Garmin displays for accurate GPS navigation, offering both functionality and a sleek, modern look.
 - User-Friendly Interface: The helm is designed for ease of use, ensuring that operators have full control and easy access to all essential features.
- Luxury Interior and Comfort**
- Made-to-Order Upholstery: blends luxury and comfort with its distinctive pattern. Paired with cool-touch vinyl, it offers a premium look while staying cool, ideal for high-end interiors and custom furniture.
 - Sport Galley: Comes equipped with a refrigerator and BBQ grill for an upgraded onboard dining experience.
- Premium Audio System**
- Rockford Stereo Package: A powerful, high-end stereo system provides rich, immersive sound, ideal for on-the-water entertainment.
- Custom Tower and Canopy Options**
- Multiple Tower Options: Including a new, lightweight carbon fiber arch for a modern aesthetic.
 - Dual Bimini Tops: Offers extensive shade coverage for comfort on sunny days.
- Performance, Stability, and Power Options**
- 25-Inch Pontoons: Large pontoons ensure a high, stable ride, enhancing safety and handling in various water conditions.
 - Engine Choices: Engine options with 150-500 HP from Mercury or Suzuki provide robust performance tailored to the boater’s preference.
 - Composite Flooring: Durable and low-maintenance flooring that combines functionality with style, ideal for heavy usage.
- High-Quality Exterior Design and Finish**
- Automotive-Grade Paint and Finish: Panels are treated with automotive-grade paint and finishes for a sleek, signature look that is both attractive and resilient against harsh elements.
 - Trailer Included: Comes with a trailer, ensuring a seamless, premium experience from transport to the water.
- Commitment to Customization and Craftsmanship**
- Unique Customization Options: As a custom boat builder, Paradigm Boats offers a range of features and configurations that can be tailored to meet individual tastes and preferences.



PONTON

MOTORS

V O L V O
P E N T A



Volvo Penta's marine engines are designed to provide unmatched power, ensuring a smooth and enjoyable boating experience. We understand the importance of a reliable and efficient propulsion system for your boat, which is why we offer state-of-the-art marine engines that deliver outstanding performance, reliability, and durability.



As a result of research by Suzuki engineers, we've designed an updated engine cover that not only looks more powerful, but delivers maximum cooling efficiency for the engine.



Mercury 5.7L V10 400hp L Verado outboards continue the legendary Verado engine family's legacy of providing premium marine performance. With the strength of the outboard segment's first V10 naturally aspirated powerhead, they deliver extraordinary power and capabilities so you can confidently explore beyond the horizon.



APPAREL



SHEILD LOCK UP T-SHIRT

Description: 100% Cotton premium jersey slim fit t-shirt with a custom Paradigm sheild logo at the left chest and center back.

Sizes: S | M | L | XL | XXL

Colors: Black, Heather Grey



PIN UP T-SHIRT

Description: 100% Cotton premium jersey slim fit t-shirt with a custom artist edition "Pin Up" print at the left chest and center back.

Sizes: S | M | L | XL | XXL

Colors: Anique White



PARADIGM SURF T-SHIRT

Description: 100% Cotton premium garment dyed t-shirt with a custom Paradigm Surf print at the left chest and center back. Each t-shirt is individually faded for a lived-in, sun faded look.

Sizes: S | M | L | XL | XXL

Colors: Charcoal



SCRIPT DAD HAT

Description: 100% Cotton premium garment washed hat with a custom Script embroidery at the front. Each t-shirt is individually faded for a lived-in, sun faded look. This cap is low profile and unstructured with a strap closure and curved visor.

Sizes: OSFM

Colors: Washed Black

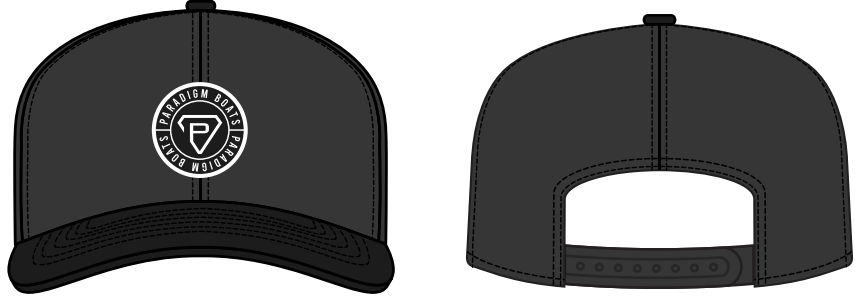


SHEILD 6 PANEL SNAP BACK

Description: 100% Cotton Acrylic twill 6 panel snap back embroidered Sheild Patch at the front. This cap is a mid profile, structured snap back with a snap closure and semi-curved visor.

Sizes: OSFM

Colors: Charcoal/Black

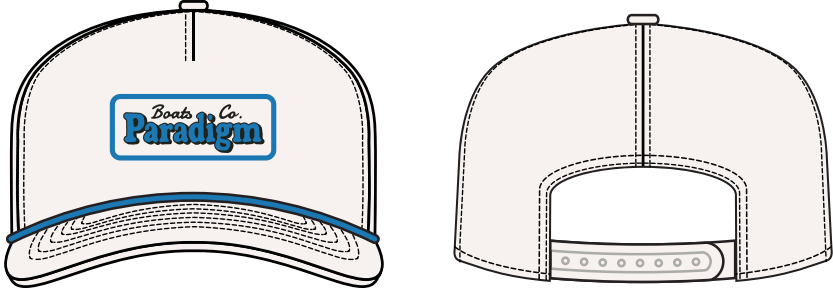


RETRO 5 PANEL SURF HAT

Description: 100% Cotton premium garment washed hat with a custom Script embroidery at the front. Each t-shirt is individually faded for a lived-in, sun faded look. This cap is low profile and unstructured with a strap closure and curved visor.

Sizes: OSFM

Colors: Off White

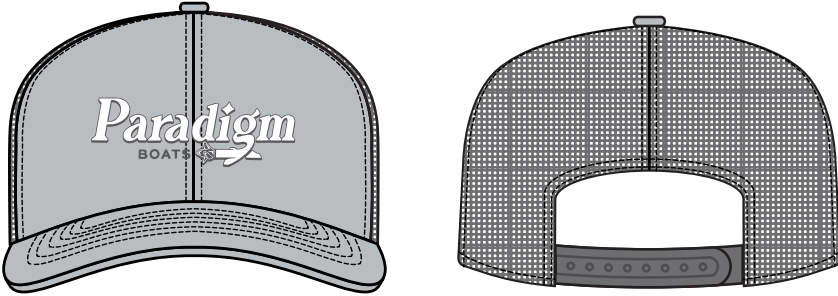


PROP 6 PANEL TRUCKER HAT

Description: 100% Cotton Acrylic twill 6 panel snap back embroidered Sheild Patch at the front. This cap is a mid profile, structured snap back with a snap closure and semi-curved visor.

Sizes: OSFM

Colors: Grey

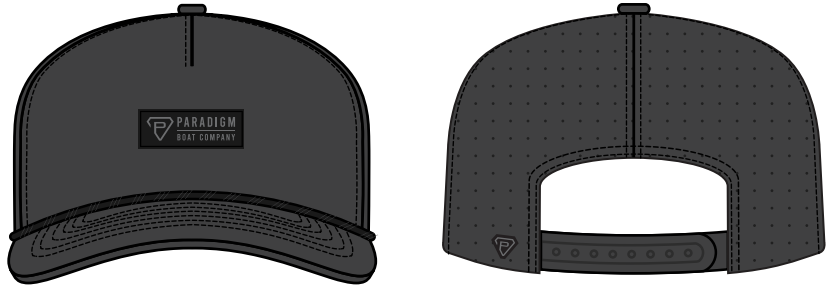


PBC PERFORMANCE SNAP BACK

Description: Made from performance Poly/Spandex for a ultra-comfortable fit and moisture management. This cap is a mid profile, structured snap back with a snap closure, semi-curved visor, decorative visor rope, rubber patches and perforated panels for enhanced breathability.

Sizes: OSFM

Colors: Black



GROUND UP TRUCKER

Description: 100% Cotton Polyester foam 5- panel trucker hat with puff screen print at the front. This cap is a mid-profile, foam trucker with a snap closure, decorative rope, and mesh back panels.

Sizes: OSFM

Colors: Black/White




HAMMERHEAD 6 PANEL SNAP BACK

Description: Made from performance Poly/Spandex for a ultra-comfortable fit and moisture management. This cap is a mid profile, structured snap back with a snap closure, semi-curved visor, decorative visor rope, rubber patches and perforated panels for enhanced breathability.

Sizes: OSFM

Colors: Black





PARADIGM
BOATS

CUSTOM MADE IN PHOENIX , AZ

CUSTOM MADE



PHOENIX , AZ

